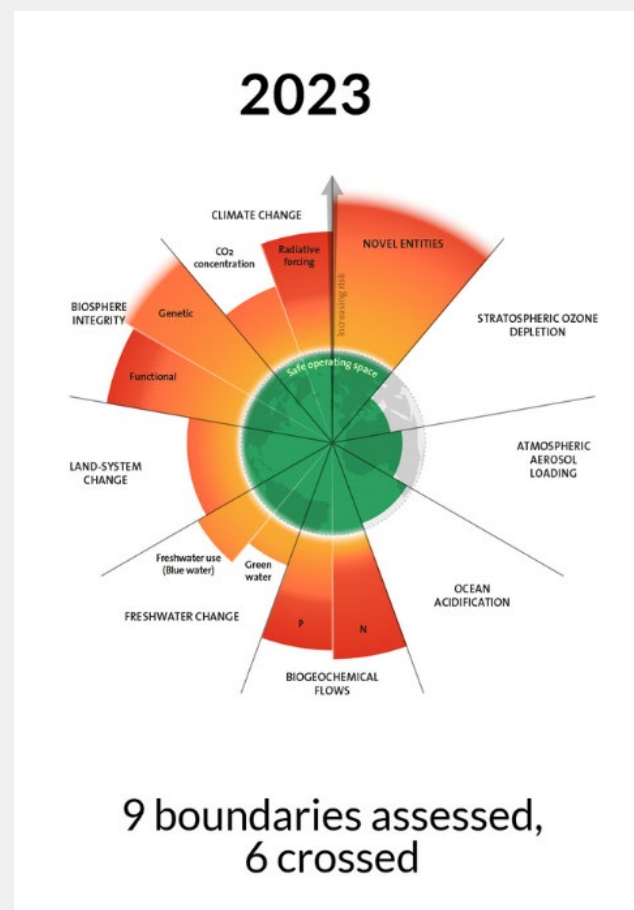




The gap between urgency and action



Stockholm Resilience Center, 2023



As the pace of industrialization accelerated and became more commonplace around the start of the 20th century, one of the biggest impediments to growth and progress was the ability to acquire capital to construct buildings and production facilities.

Therefore, enterprising business actors established a credit union for industrial property in 1898. Doing so made it possible to take out property mortgages and finance operational costs, thus providing much-needed financing for Danish businesses and industry in particular.

1898 2030

In 2009, the foundation restructured its operating model and got its current name, the Danish Industry Foundation. Since then, the foundation has been dedicated solely to philanthropic activities promoting the competitiveness of Danish companies.

Today, the Danish Industry Foundation's annual grant allocations amount to DKK 250 Million. With this as our point of departure, we look forward to 2030, where our focus on sustainable production, cybersecurity, internationalization, and utilization of new technologies will assist in maintaining Denmark's position as one of the world's most competitive nations.

1898 2030

W EALTH

DKK 5 bn .



GRANTS

DKK 250 m.

The Danish Industry Foundation is a committed philanthropic foundation which strives to ensure that each and every single Danish crown granted results in applied knowledge and activities that have a positive impact on Denmark's competitiveness.



DKK 1 Bn .

ACTIVE GRANTS




120

pr o j e C T S

:INDUSTRIENS FOND

The Danish Industry Foundation's secretariat



The board of directors



LARS-PETER SØBYE

Chairperson
Since 2023



Gitte Kirkegaard

Board member
Since 2023



LISBET THYGE FRANSEN

Board member
Since 2011



Torben M. Andersen

Deputy chair
Since 2023



MARIE-LOUISE BJERG

Board member
Since 2018

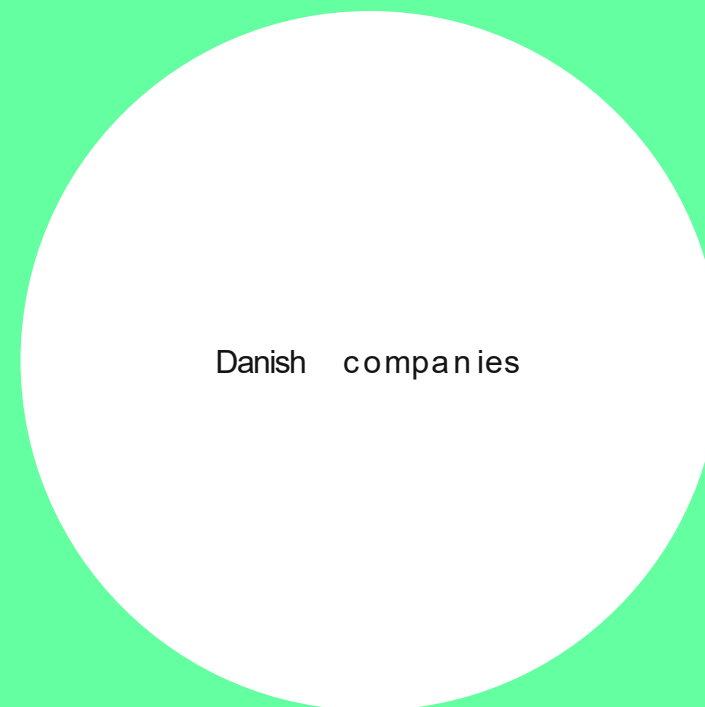


MIKAEL BAY HANSEN

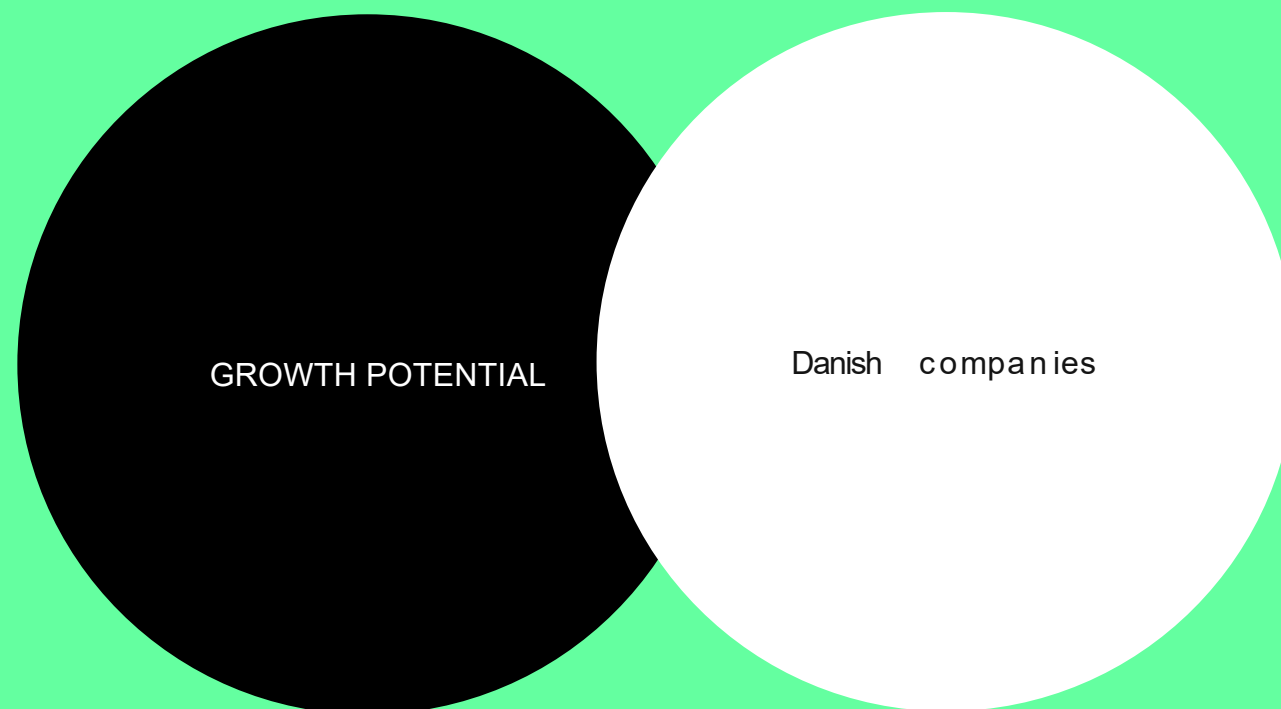
Board member
Since 2020

Target group

The Danish Industry Foundation's target group includes all Danish companies. Historically however, the foundation has had a particular focus on strengthening the competitiveness of SMEs and entrepreneurs that have the potential to create growth.



Target group



The Danish Industry Foundation's target group includes all Danish companies. Historically however, the foundation has had a particular focus on strengthening the competitiveness of SMEs and entrepreneurs that have the potential to create growth.

Accessing our target group(s)

- Universities
- Vocational training schools, colleges, etc.
- The Danish Research and Technology Organizations (GTS)
- Consultants
- Banks, accountants, lawyers
- Business and board networks
- Think tanks
- Business organisations
- Other organizations
- Cluster and network organizations
- Business Hubs and Business Service
- Innovation centers, business development, investment promotion
- The media
- Ministries/Authorities
- Museums, visitor centres, embassies, etc.

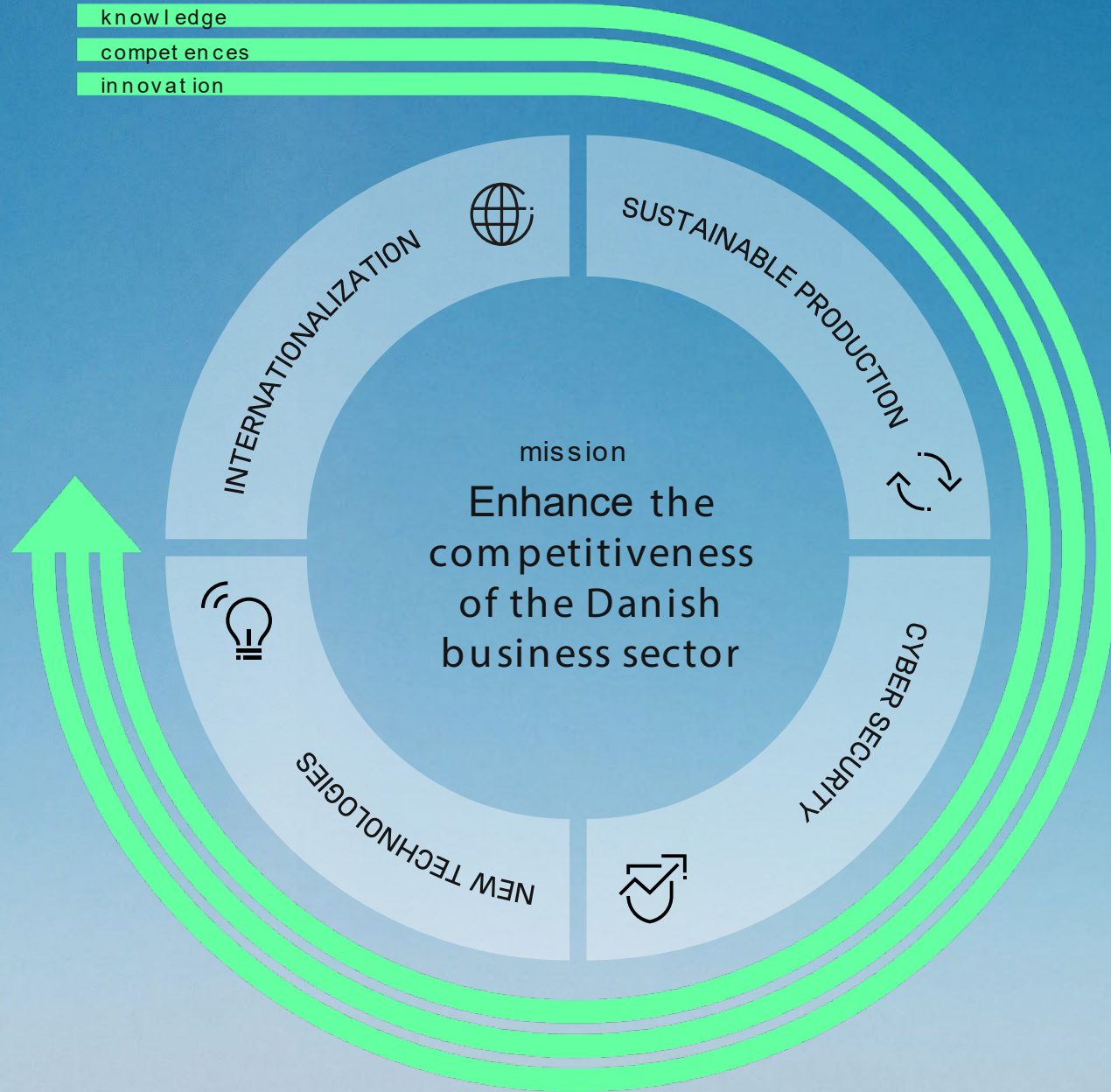
Research and higher education institutions

Private actors

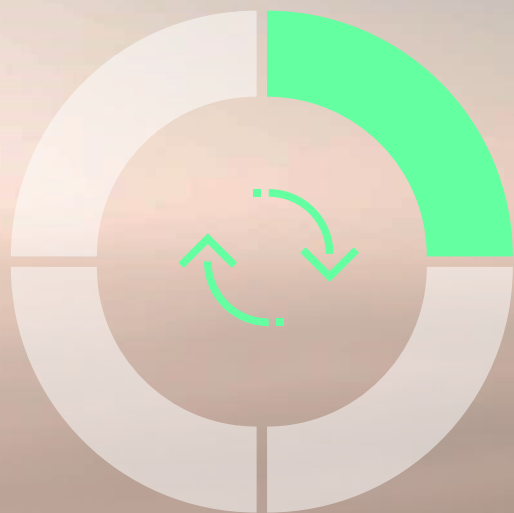
Organizations etc.

Public business development

Others



Sustainable production



The Danish Industry Foundation's **vision** is that Denmark has the world's most sustainable production sector. The foundation is a central actor in realising this vision based on its philanthropic activities.

Our **mission** is to transform sustainable production into a competitive advantage for the Danish business sector.



30

Number of active projects



DKK 281 m.

Working capital

We define sustainable production as...

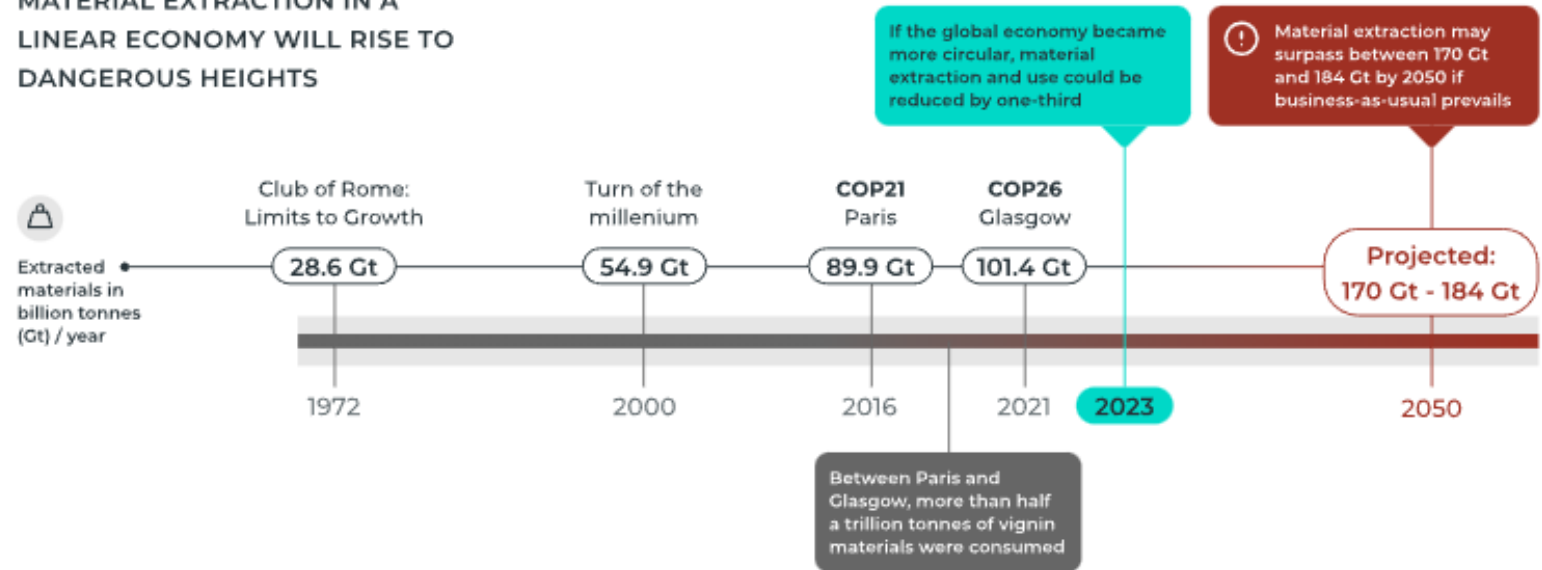
the resource-saving, climate-friendly and regenerative creation of products and solutions that meets the needs of the present without compromising the needs of the future. This means:

- **Minimising and regenerate the footprint** from industrial processes and value chains on climate and environment.
- **Develop business models and new solutions** that strengthens sustainability and circularity.
- **Furthering transparency**, through data and information.

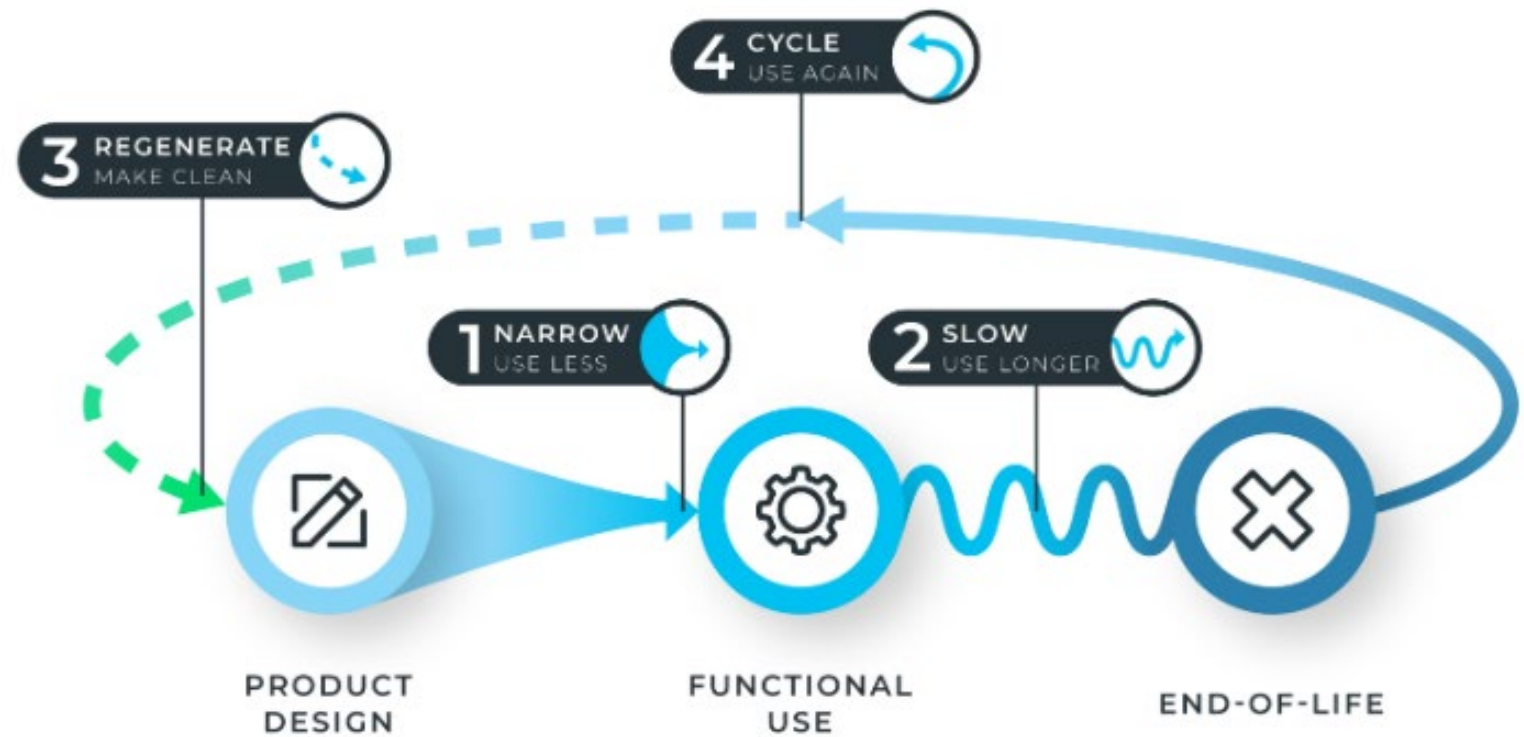


The need for a circular economy

MATERIAL EXTRACTION IN A LINEAR ECONOMY WILL RISE TO DANGEROUS HEIGHTS



The need for a circular economy




The promise of circular economy

- **Competitive advantage** : more value, innovation, asset management, supply risk reduction, customer loyalty, staff motivation
- **Sustainability:** About 50% less CO₂ emissions, less waste and lower environmental impact
- **Jobs: 2 million EU jobs by 2030**
- **Savings: Up to €1.8 trillion** could be saved per year
- **Resource resilience** by saving resources

European Commission, Ellen MacArthur Foundation (EMF), Circle Economy, WRAP and Accenture)

Konsulenthus: Danmark kan hente 52 mia. kr. ved at reparere og genbruge

Hvis vi fordobler industrien for cirkulær økonomi herhjemme, kan der hentes en ekstra værdi af 52 mia. kr., viser ny analyse fra Boston Consulting Group



Circularity Gap Alliance

INDUSTRIENS FOND



Dansk Industri



TEKNOLOGISK
INSTITUT

DTU



Dansk Design Center

DDC



Lifestyle & Design Cluster.

Denmark is 4%
circular

**JORDEN
ER FLAD**



The european agenda

Circularity is an integral part of the Green New Deal, e.g. embedded in the:

- Corporate Sustainability Reporting Directive (CSRD)
- Environmental product design and transparency (Ecodesign/digital product passport)



Denmark's SMEs are competitive

- [Lisbon Council – The Green, Digital and Competitive SME Index - 2023 Edition](#)

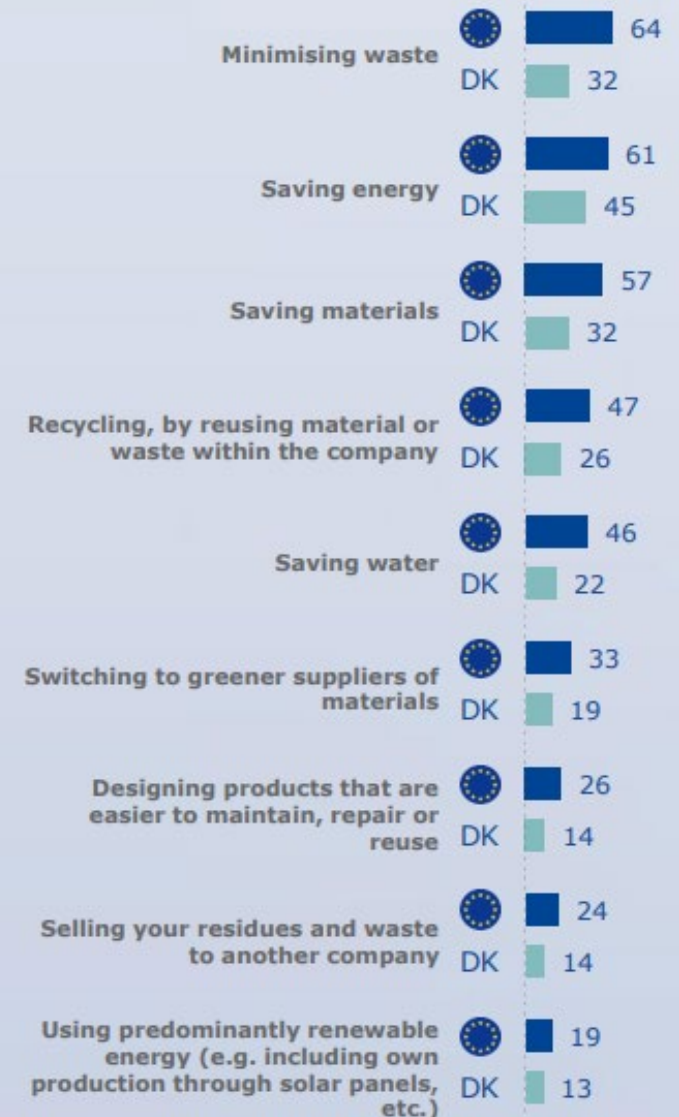
RANK	COUNTRY	GDC INDEX	DIGITAL TRANSITION RANKING	GREEN TRANSITION RANKING	SME COMPETITIVENESS RANKING
	EU	47.25			
1	SWEDEN	72.04	4	1	4
2	DENMARK	71.85	2	3	3
3	NETHERLANDS	69.36	5	2	2
4	IRELAND	63.58	3	22	1
5	FINLAND	63.19	1	14	8
6	BELGIUM	61.85	6	6	9
7	MALTA	55.42	7	12	13
8	LUXEMBOURG	52.96	20	4	6
9	ESTONIA	52.22	17	10	5
10	GERMANY	51.32	8	9	11
11	AUSTRIA	51.10	9	7	14
12	SLOVENIA	50.39	14	15	7
13	SPAIN	46.54	15	11	18
14	LITHUANIA	46.49	13	17	12
15	SLOVAKIA	42.54	24	5	22
16	ITALY	42.27	21	13	19
17	HUNGARY	42.16	19	18	16
18	PORTUGAL	41.96	16	24	17
19	FRANCE	41.48	23	8	24
20	CROATIA	40.92	12	23	23
21	CZECH REPUBLIC	40.90	10	21	25
22	POLAND	40.76	18	20	21
23	GREECE	38.75	25	19	15
24	LATVIA	37.96	22	27	10
25	CYPRUS	35.89	11	25	26
26	BULGARIA	30.26	27	26	20
27	ROMANIA	28.19	26	16	27

But not in relation to circular economy

Eurobarometer Flash 2021: "SMEs, green markets and resource efficiency – Denmark"

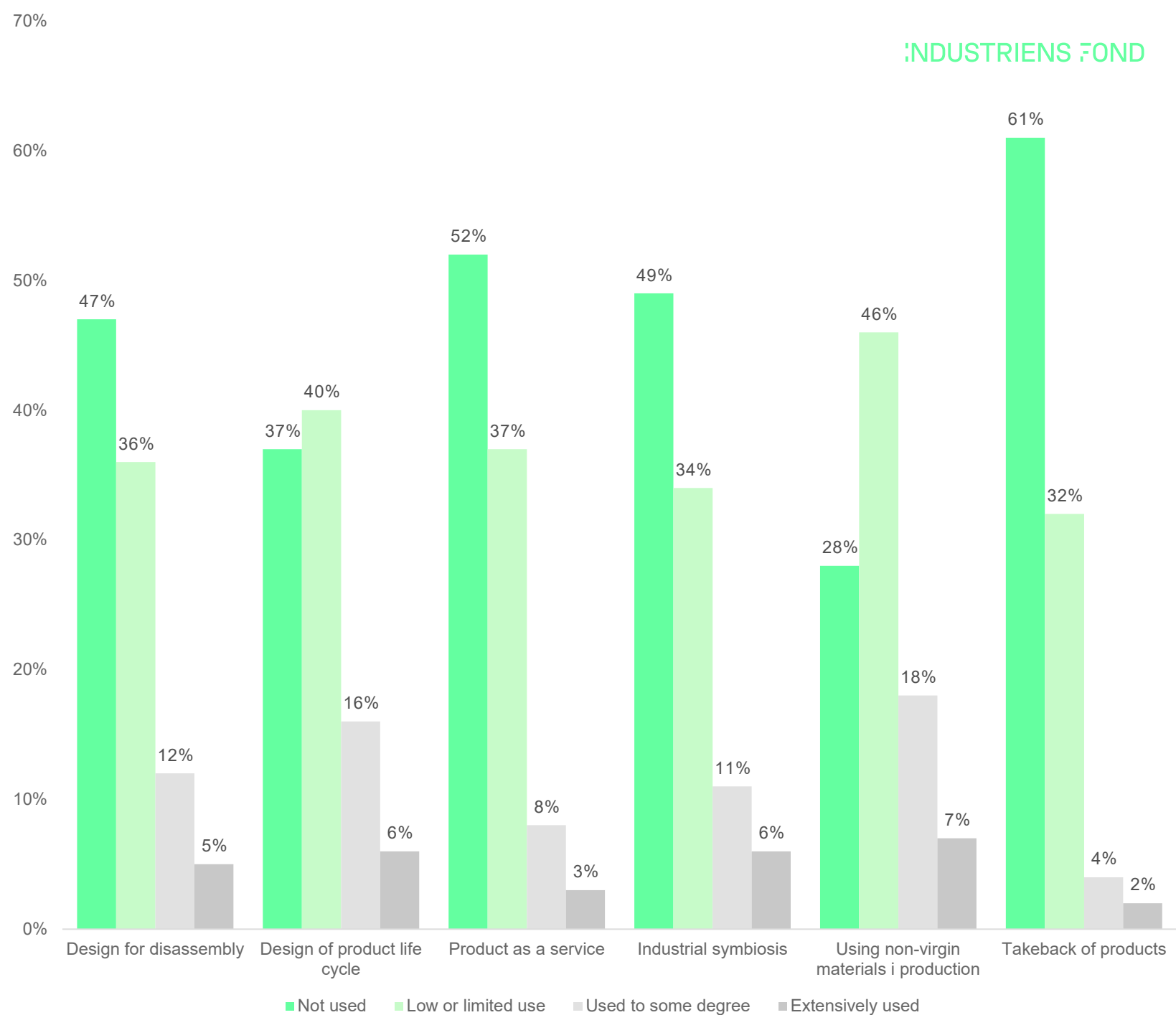
q1 What actions is your company undertaking to be more resource efficient? (Multiple answers possible) (%)


For the purpose of this survey, resource efficiency means using natural resources in a sustainable and environmentally-friendly manner, and this at different stages, from supply and production to, for example, waste management.



Few companies are working extensively on circularity

■ Survey among Danish industrial SME's: Mål, Indsatser & Samarbejde, ATV, 2023.





Climate -ready production companies

Amount : DKK 40 M.

- 8,500 Danish production SMEs to be made 'climate -ready'. Digital learning platform will provide SMEs with an overview of their own CO2 emissions, reduction options and communication.
- The project will assist companies in reducing their CO2 emissions and being ready to meet requirements from customers, investors, employees and the authorities.

Decoupling

amount : DKK 32 m.

- Sustainable production will be the driving force in Danish manufacturing companies' leadership, strategy and business models.
- The project will enhance the industry's work with sustainable production via efforts that contribute actively to decoupling economic growth from environmental and climate stresses with a focus on the value chain.
- The project supports Danish companies in working in a more data -driven way with sustainability.

Ready-2-LOOP

amount : DKK 9.3 m.

- Danish companies will transform themselves in line with a more circular economy.
- The project focuses primarily on production companies in Denmark.
- Ready-2-LOOP focuses on companies' value chains in order to develop more circular production, business and partnership models.



Sustainable
Production



Sustainable
Production



Sustainable
Production

Fremtidens Bæredygtige Forretningsmodeller

Amount : DKK 20 M.

- To help Danish companies create the sustainable service concepts of the future.
- To support close collaborations in companies' value chains, with a particular focus on sustainability, take-back schemes, and the extension of product lifetimes.
- To support industrial companies in developing robust service concepts that can enhance competitiveness, profitability, and customer retention."

Danish AM Hub

amount : DKK 90 m. (2017-2026)

- To enhance the competitiveness of Danish companies through 3D printing and other additive manufacturing technologies.
- To inspire more companies to work with new technology as a means to increase productivity.
- To make additive manufacturing a path towards sustainable production in the Danish manufacturing sector.

Zero Waste

amount : DKK 24.5 m.

- To help Danish companies organize themselves as effectively as possible in the fight against unused waste and pollution.
- To assist Danish companies in mapping their waste and production of waste – and help them reduce both.
- To outline profitable future scenarios for the participating companies.

Welcome to

ready2
LOOP



Stay in touch

Website



industriensfond.dk

newsletter



Sign up online

LinkedIn



[/company/industriens-fond](https://www.linkedin.com/company/industriens-fond)

Facebook



[/industriensfond](https://www.facebook.com/industriensfond)

E-mail



info@industriensfond.dk

Phone



(+45) 70 20 92 08